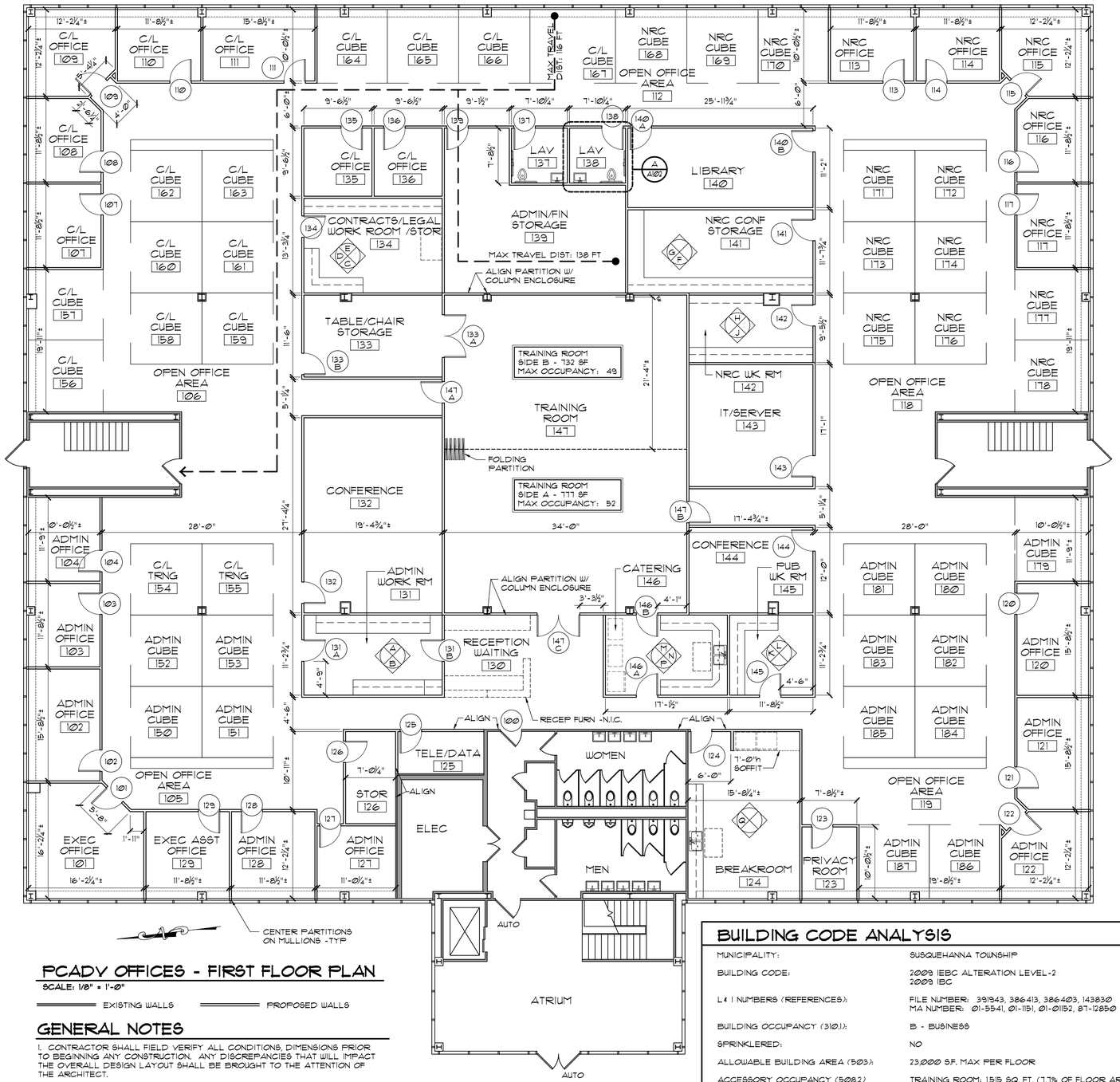

PCADV OFFICES - FIRST FLOOR PLAN

SCALE: 1/8" = 1'-0"

EXISTING WALLS — PROPOSED WALLS

GENERAL NOTES

1. CONTRACTOR SHALL FIELD VERIFY ALL CONDITIONS, DIMENSIONS PRIOR TO BEGINNING ANY CONSTRUCTION. ANY DISCREPANCIES THAT WILL IMPACT THE OVERALL DESIGN LAYOUT SHALL BE BROUGHT TO THE ATTENTION OF THE ARCHITECT.

2. CONTRACTOR SHALL COMPLY WITH ALL LAWS, ORDINANCES, RULES, REGULATIONS AND LAWFUL ORDERS. CONTRACTOR SHALL PROMPTLY NOTIFY THE OWNER AND ARCHITECT IF DRAWINGS ARE OBSERVED TO BE AT VARIANCE THEREWITH.

3. CONTRACTOR SHALL EXERCISE CAUTION WHEN REMOVING EXIST. WALLS, ETC. PROVIDE SHORING AS REQUIRED TO PROTECT AGAINST CRACKING & SAGGING. CONTACT STRUCTURAL ENGINEER IF NECESSARY.

4. EXISTING WALLS ARE SHOWN AND DIMENSIONED TO EXISTING FINISHED SURFACE UNLESS NOTED OTHERWISE. NEW INTERIOR WALLS ARE SHOWN AND DIMENSIONED TO METAL STUD FRAMING.

5. ALL NEW PARTITIONS TO BE 1/2" GYP BD ON BOTH SIDES 3 5/8" METAL STUDS TO UNDERSIDE OF CEILING, EXCEPT AT IT/SERVER ROOM 143 AND TRAINING ROOM 147 WHERE CEILING SHALL EXTEND TO UNDERSIDE OF FLOOR DECK ABOVE.

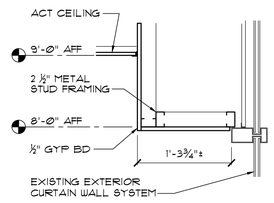

WINDOW HEAD DETAIL

SCALE: 1" = 1'-0"

BUILDING CODE ANALYSIS

MUNICIPALITY:	SUSQUEHANNA TOWNSHIP
BUILDING CODE:	2009 IEBC ALTERATION LEVEL-2 2009 IBC
L & I NUMBERS (REFERENCES):	FILE NUMBER: 391943, 386413, 386403, 143830 MA NUMBER: 01-5541, 01-1151, 01-01152, 87-12850
BUILDING OCCUPANCY (310.1):	B - BUSINESS
SPRINKLERED:	NO
ALLOWABLE BUILDING AREA (503):	23,000 S.F. MAX PER FLOOR
ACCESSORY OCCUPANCY (508.2)	TRAINING ROOM: 1,515 SQ. FT. (7.7% OF FLOOR AREA)
FIRST FLOOR GROSS AREA:	19,651 S.F.
CONSTRUCTION TYPE (602.2):	IIB
OCCUPANT LOAD (1004):	BUSINESS AREAS: 100 S.F. GROSS PER OCCUPANT 15,634 S.F. / 100 = 157 OCCUPANTS ASSEMBLY (TRAINING ROOM): 15 NET S.F. PER OCCUPANT 1,509 S.F. / 15 = 101 OCCUPANTS
SPACES WITH ONE EXIT (TABLE 1015.1):	B OCCUPANCY, MAX OCCUPANT LOAD: 49
EXIT ACCESS TRAVEL DISTANCE (1016):	MAXIMUM EXIT ACCESS TRAVEL DISTANCE IN B OCCUPANCY WITHOUT SPRINKLER SYSTEM IS 200 FEET. ACTUAL MAXIMUM TRAVEL DISTANCE = 138 FEET (SEE PLAN).
AISLES IN GROUP B (1012.2)	MINIMUM CLEAR AISLE WIDTH SHALL NOT BE LESS THAN 36 INCHES.
SIGNAGE (1110)	ACCESSIBLE SINGLE-USER TOILET ROOMS SHALL BE IDENTIFIED BY THE INTERNATIONAL SYMBOL OF ACCESSIBILITY

DOOR SCHEDULE

NOTE: ALL DOOR HANDLES TO BE LEVER STYLE COMPLIANT WITH ADA

LOCATION	DOOR NO	DOOR SIZE WIDTH	DOOR SIZE HEIGHT	MAT	TYPE	GLASS	FIRE RATING LABEL	FIRE RATING HOUR	HARDWARE SET NO	HARDWARE KEYSIDE ROOM NO	REMARKS
FIRST FLOOR	100	3'-0"±	7'-0"±	-	C	CLEAR					EXISTING DOOR TO BE REPLACED
	101	3'-0"	7'-0"	WOOD	B	CLEAR					
	102	3'-0"	7'-0"	WOOD	B	FROSTED					
	103	3'-0"	7'-0"	WOOD	B	FROSTED					
	104	3'-0"	7'-0"	WOOD	B	CLEAR					
	107	3'-0"	7'-0"	WOOD	B	CLEAR					
	108	3'-0"	7'-0"	WOOD	B	CLEAR					
	109	3'-0"	7'-0"	WOOD	B	CLEAR					
	110	3'-0"	7'-0"	WOOD	B	CLEAR					
	111	3'-0"	7'-0"	WOOD	B	CLEAR					
	113	3'-0"	7'-0"	WOOD	B	CLEAR					
	114	3'-0"	7'-0"	WOOD	B	CLEAR					
	115	3-0"	7'-0"	WOOD	B	CLEAR					
	116	3'-0"	7'-0"	WOOD	B	CLEAR					
	117	3'-0"	7'-0"	WOOD	B	CLEAR					
	120	3'-0"	7'-0"	WOOD	B	CLEAR					
	121	3'-0"	7'-0"	WOOD	B	CLEAR					
	122	3'-0"	7'-0"	WOOD	B	CLEAR					
	123	3'-0"	7'-0"	WOOD	A	-					
	124	3'-0"	7'-0"	WOOD	B	CLEAR					
	125	3'-0"	7'-0"	WOOD	A	-					
	126	3'-0"	7'-0"	WOOD	A	-					
	127	3'-0"	7'-0"	WOOD	B	CLEAR					
	128	3'-0"	7'-0"	WOOD	B	CLEAR					
	129	3'-0"	7'-0"	WOOD	B	CLEAR					
	131A	3'-0"	7'-0"	WOOD	B	CLEAR					
	131B	3'-0"	7'-0"	WOOD	B	CLEAR-					
	132	3'-0"	7'-0	WOOD	B	CLEAR					
	133A	(2) 3'-0"	7'-0"	WOOD	A	-					
	133B	3'-0"	7'-0"	WOOD	A	-					
	134	3'-0"	7'-0"	WOOD	B	CLEAR					
	135	3'-0"	7'-0"	WOOD	B	CLEAR					
	136	3'-0"	7'-0"	WOOD	B	CLEAR					
	137	3'-0"	7'-0"	WOOD	A	-					
	138	3'-0"	7'-0"	WOOD	A	-					
	139	3'-0"	7'-0"	WOOD	A	-					
	140A	3'-0"	7'-0"	WOOD	B	CLEAR					
	140B	3'-0"	7'-0"	WOOD	B	CLEAR					
	141	3'-0"	7'-0"	WOOD	B	CLEAR					
	142	3'-0"	7'-0"	WOOD	B	CLEAR					
	143	3'-0"	7'-0"	WOOD	A	-					
	144	3'-0"	7'-0"	WOOD	B	CLEAR					
	145	3'-0"	7'-0"	WOOD	B	CLEAR					
	146A	3'-0"	7'-0"	WOOD	A	-					
	146B	3'-0"	7'-0"	WOOD	A	-					
	147A	3'-0"	7'-0"	WOOD	A	-					
	147B	3'-0"	7'-0"	WOOD	A	-					
	147C	(2) 3'-0"	7'-0"	WOOD	B	CLEAR					

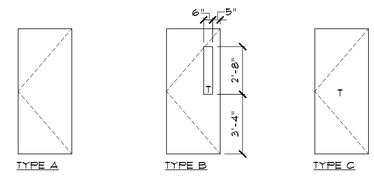

TYPE A: FLUSH WOOD VENEERED SOLID CORE DOOR W/ PREFINISHED STAIN

TYPE B: WOOD VENEERED SOLID CORE DOOR W/ TEMPERED VISION LITE & PREFINISHED STAIN

TYPE C: EXISTING FULL GLASS DOOR

DOOR TYPES

SCALE: 1/4" = 1'-0"

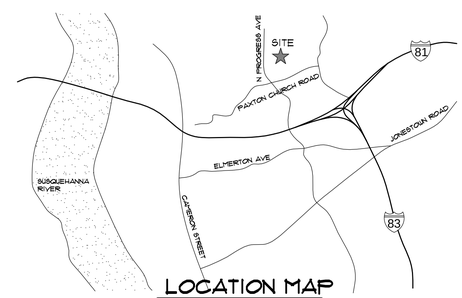

LOCATION MAP

NO SCALE

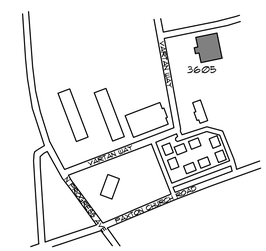

OFFICE PARK KEY PLAN

NO SCALE

PERMIT DRAWING

426 SOUTH THIRD STREET
SUITE 101
LEMOYNE, PA
(717) 920-2282
(717) 920-2284 FAX
KD3 DESIGN STUDIO, INC.
ARCHITECTURE + INTERIOR DESIGN

PCADV OFFICES TENANT FIT-OUT
SUITE 101
3605 VARTAN WAY
HARRISBURG, PA 17110

FLOOR PLAN

Reproduction of the material herein or substantial use without written permission of KD3 Design Studio, Inc. violates the Copyright Laws of the United States and will be subject to legal prosecution. Copyright, 2010

DATE : 11/29/10

SCALE : AS NOTED

JOB NO. : 0286-10

SHEET

A101